



# DOW BETAMATE™ Lightweight Reinforcement (LWR) Highly-toughened Expandable Structural Adhesives

DOW BETAMATE LWR is a lightweight expandable reinforcing epoxy adhesive that provides improved crash performance and stiffness. Designed for body-in-white structures, chassis and closures, BETAMATE LWR adds structural continuity between sheet metal components separated by gaps of up to 15 mm.

Robotically applied in the body shop, BETAMATE LWR expands up to 150 percent by volume, filling gaps while adding strength and rigidity. Bead dimensions can be customized for different applications to help vehicles meet testing requirements for IIHS side impact, roof crush and frontal moderate/narrow offset impact.

As part of the BETAMATE structural adhesives portfolio, BETAMATE LWR enables the joining of substrates where design gaps vary or where weld access may be limited. It bonds a variety of metals, as well as substrates with different coefficients of linear thermal expansion.

## Available in high, medium and low modulus options

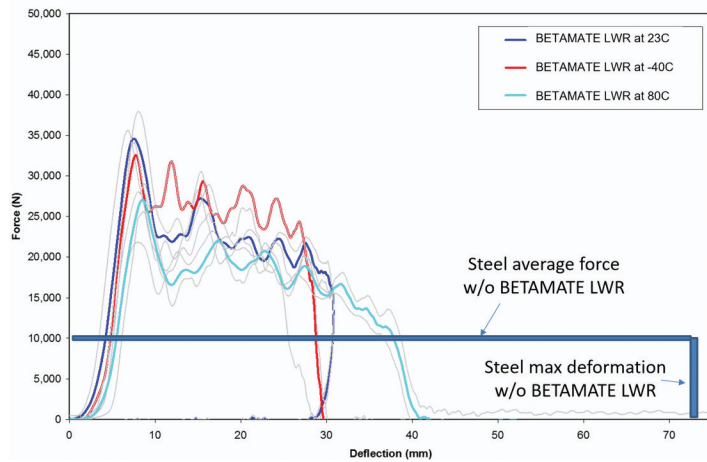
Product	Modulus	Performance Benefits	Typical Applications
BETAMATE LWR High Modulus	350-750 MPa	Stiffness, crashworthiness	Key areas for crash performance in pillar areas, rocker panels, sunroof support rings
BETAMATE LWR Medium Modulus	150-250 MPa	High stiffness, NVH	Front and rear headers, roof perimeter, areas with more contour
BETAMATE LWR Low Modulus	35-150 MPa	NVH, low distortion for Class A surfaces	Liftgate doors, roof pillars, Class A surfaces in need of stiffness and improved NVH response

## Additional product characteristics:

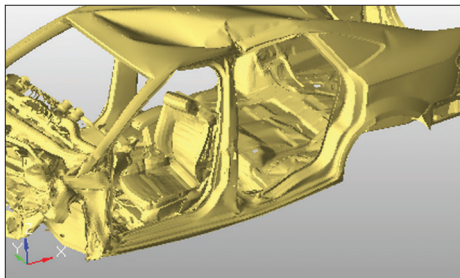
- One-part epoxy adhesive bakes in the body shop and bonds through oily substrates with robust adhesion to aluminum and steel
- Highly toughened adhesive absorbs energy and does not become brittle at cold temperatures
- Expandable material fills gaps and compensates for metal separation and movement during thermal loads
- Can be robotically applied in bulk, enabling faster cycle times while removing added manual labor and piece costs
- Designed to endure wash and e-coat cycles

# Highly-toughened DOW BETAMATE™ LWR Adhesives Enable Sustained Load-carrying Capacity

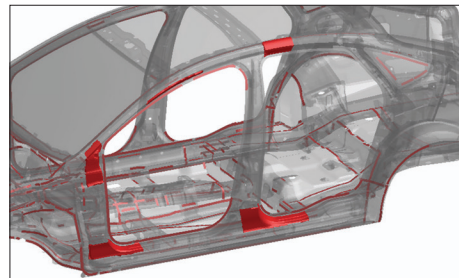
## Steel Hat-section Component Testing - 20mph



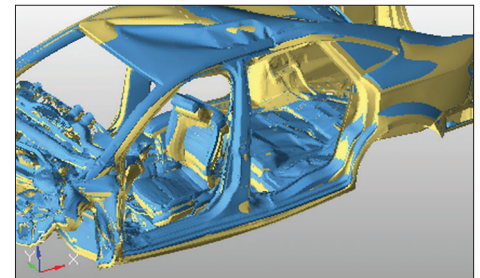
## Narrow Offset Impact



Baseline.



Typical application areas for DOW BETAMATE LWR and BETAMATE toughened structural adhesives.



Areas of the vehicle that benefit from DOW BETAMATE toughened adhesives as proven in narrow offset impact tests.



### Dow Automotive Systems

The Dow Chemical Company  
1250 Harmon Road  
Auburn Hills, Michigan 48326  
USA  
Email: [dowautomotive@dow.com](mailto:dowautomotive@dow.com)

### US

Toll Free 800 441 4DOW  
989 832 1542

### International

Europe/Middle East +800 36 94 63 67  
Italy +800 783 825  
Asia/Pacific +800 77 76 77 76  
+60 37 958 3392  
South Africa +800 99 5078

[dow.com](http://dow.com)

NOTICE: No freedom from infringement of any patent owned by Dow or others is to be inferred. Because use conditions and applicable laws may differ from one location to another and may change with time, Customer is responsible for determining whether products and the information in this document are appropriate for Customer's use and for ensuring that Customer's workplace and disposal practices are in compliance with applicable laws and other government enactments. The product shown in this literature may not be available for sale and/or available in all geographies where Dow is represented. The claims made may not have been approved for use in all countries. Dow assumes no obligation or liability for the information in this document. References to "Dow" or the "Company" mean the Dow legal entity selling the products to Customer unless otherwise expressly noted. NO WARRANTIES ARE GIVEN; ALL IMPLIED WARRANTIES OF MERCHANTABILITY OR FITNESS FOR A PARTICULAR PURPOSE ARE EXPRESSLY EXCLUDED. This document is intended for use in North America.

NOTE: Any photographs of end-use applications in this document represent potential end-use applications but do not necessarily represent current commercial applications, nor do they represent an endorsement by Dow of the actual products. Further, these photographs are for illustration purposes only and do not reflect either an endorsement or sponsorship of any other manufacturer for a specific potential end-use product or application, or for Dow, or specific products manufactured by Dow.